


*Large home sites perched atop the Blue Ridge Mountains all located only 10 minutes from downtown Asheville. The Views will truly take your breath away. The Great part is you don't have to climb narrow roads to enjoy them. Moore's Valley where the mountains meet the sky and nature greets you at the door. This is what living in the mountains is all about; trees, views, spring water and lots of blue sky and fresh air to enjoy it.*


**Call Today! 254-7221**




*Directions: Patton Ave west, right on Leicester highway 4.4 miles, left on Newfound Road 2.1 miles, left on Moore's Valley .04 miles, development on the left.*

## THE SETTINGS

of Black Mountain



Overlooking the historic town of Black Mountain, The Settings of Black Mountain is an inspired Blue Ridge community where each day enchants you with the kind of panoramic views that draw millions of visitors to this region each year. Community amenities include fitness center with hot tub, sauna, and pool; hiking and walking trails; natural amphitheater; an overlook pavilion with summer kitchen, community garden, and overlook parks.



**DIRECTIONS: Take I-40 to Black Mountain exit 64. Turn south on Highway 9 and travel approximately 1.7 miles to The Settings entrance on the right.**

**828-251-1800**

# Beverly -Hanks & ASSOCIATES

New Home Communities

# Lots & Acreage

**FAIRVIEW:** Nice and easy buildable lot, almost an acre with stream and mountain view. Paved access, just 20 minutes from downtown Asheville. \$29,900 MLS# 411631

**TENERIFFE:** One of Flat Rock's finest! Great .93 acre building site, deed restricted, lake, wooded, HOA, near Flat Rock Playhouse. \$39,000 MLS# 405729

**CRABTREE/QUAIL COVE:** Beautiful 1.61 acre wooded lot in an established mountain community. Sloping with great view potential. \$45,000 MLS# 395335

**HAW CREEK:** Two adjoining lots available, tool Conveniently located building lot with water and sewer also available. \$49,000 MLS# 405675

**HAW CREEK:** Water and sewer available at this conveniently located building lot. Two adjoining lots also available. \$49,000 MLS# 405674

**HAW CREEK:** Building lot conveniently located. Water and sewer available. Two adjoining lots also available. \$49,000 MLS# 405673

**CLYDE, NORTH CAROLINA:** Nice buildable lot in downtown Clyde. Perfect for small business, very convenient. \$50,000 MLS# 401249

**BEAVERDAM:** Paved roads and underground utilities. Beautiful views and conveniently located 15 minutes to Asheville or Waynesville. \$59,000 MLS# 388155

**LEICESTER VILLAGE:** Stunning views in subdivision with rural country feel. County and only minutes to city conveniences, custom build or off frame modulars. \$66,900 MLS# 393644

**BEAVERDAM:** Conveniently located 15 minutes to Asheville or Waynesville with paved roads and underground utilities. Beautiful views and ready to build. \$78,000 MLS# 388874

**COLD SPRINGS RANCH:** 3.7 acres with pasture and woods. A gated community of beautiful homes and large lots. Peaceful, secluded, views. \$84,000 MLS# 393578

**BEAVERDAM:** 1.25 acre lot with road frontage on a rolling hill only minutes from town. \$85,000 MLS# 411710

**SHERWOOD FOREST:** New quaint subdivision with mountain views, wooded and only 10 minutes to downtown Asheville. Level lots, great pricing. \$98,900 MLS# 411087

**VILLAGES OF PLOTT CREEK:** Nice 4 acre lot with good view potential in very desirable gated community just minutes to Waynesville. \$119,900 MLS# 374593 Slideshow

**BEAVERDAM:** Unique 2-acre lot with plenty of road frontage at the top of a rolling hill. Great views. \$130,000 MLS# 411708

**BEAVERDAM:** Two acre wooded lot on quiet road outside city limits but still only minutes away. \$130,000 MLS# 411706

**BEAVERDAM:** 2.82 acre wooded lot in a rural area still only minutes from town. Wonderful mountain views. \$150,000 MLS# 411658

**NORTHWEST:** Rolling, wooded land suitable for private estate. Lots of building sites some with views. \$154,240 MLS# 391501

**CHAMPION HILLS:** Mountain and golf course views. Private, don't miss this opportunity! \$170,000 MLS# 411277

**REEMS CREEK:** 6.08 acres useable wooded and pasture land. Great for private estate. Close to downtown Weaverville and minutes to downtown Asheville. \$287,000 MLS# 411609

**NORTH ASHEVILLE:** 1.45 acre lot with great mountain views, close to the Blue Ridge Parkway, Sourwood Inn, Asheville Country Club. Located off Elk Mountain Scenic Highway on Pindari Ridge Road. \$299,500 MLS# 411359

**BEAVERDAM:** Almost 7-acre lot with road frontage on rolling mountainside. Perfect for relaxed, quiet living. \$300,000 MLS# 411702

**RAMBLE BILTMORE FOREST:** Building lot on pristine property. Gated community with parks and trails but just a few minutes from Biltmore Village. \$314,080 MLS# 347012

**THE SETTINGS OF BLACK MTN:** Enjoy mountain views, a babbling stream and community pool, clubhouse, playground and trails on this 1 acre lot. \$375,000 MLS# 411115

**DAVIS MOUNTAIN:** Long range views on 3.89 acres, could be annexed into Laurel Park. \$395,000 MLS# 366002

**EAST BUNCOMBE COUNTY:** Views from ridge-line - paved road front, year round creek plus treed acreage. Wonderful site for a private estate. \$430,000 MLS# 375677

**BURNSVILLE:** 37+/- acres. Pristine mountain bird sanctuary with lots of springs and gentle homesites. Private estate, Southeast facing. Old cartway to the gap. 45 minutes to Asheville. \$432,900 MLS# 384226

**GRASSMERE:** 8.37 private acres suitable for estate home. Mountain vistas and rolling meadows in elegant, gated community. \$449,500 MLS# 400275

**LEICESTER:** State road frontage with long range views plus mature forest, pasture and several springs - this 73 acres has it all! \$775,000 MLS# 396249 Slideshow

**THE CLIFFS AT WALNUT COVE:** 2+ acre lot on the golf course. Premium lot that overlooks the 16th green and 17th tee box. \$1,750,000 MLS# 385100